

System Requirements

System Requirements	Minimum Spec	Recommended Spec
Operating System	Windows 8 or later	Windows 10
Processor	Intel Pentium 4 or latest	3.3 GHz or faster 64-bit dual-core processor
Memory	4 GB	8 GB
Resolution	Normal Desktop	Standard desktop resolution
Internet Connection	Broadband	Broadband
Network Requirements		
Bandwidth	Greater than 10 Mbps	Greater than 20 Mbps
Latency	Below 100 ms	Below 50 ms
Browser Requirements		
Google Chrome or Microsoft Edge	Version 109.0.5414.75 (64-bit) or later	Latest stable version
Note: Sufficient hard disk space is required in installed OS location and Google Chrome file download location with sufficient permission.		

A. Login Access, Authentication and Security

Browser

- Use **Google Chrome** or **Microsoft Edge** as a default browser.

URL

- Browse the given URL in your browser.

Login

- Enter a valid email address and password, then click Sign In to log in.
- If you select "Remember Me", you will stay signed in when you reopen the browser.

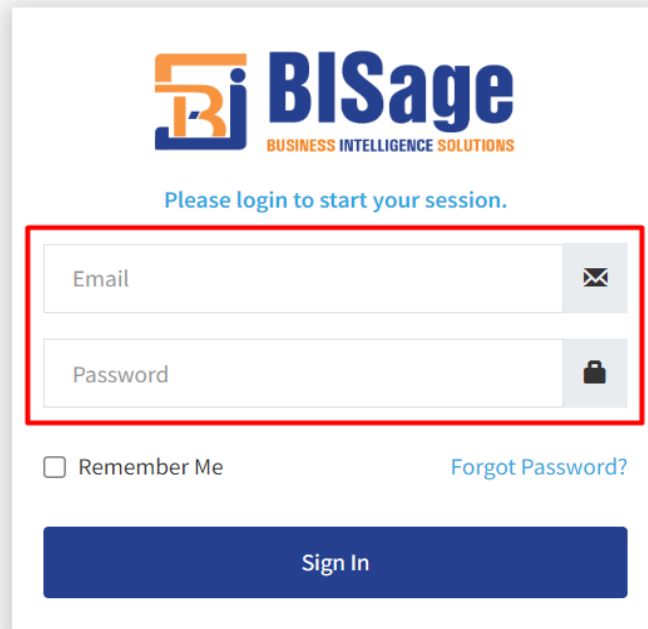


Image: Login

Forgot Password

- If a user forgot the Password, click the link "**Forgot your password?**"
- The below image displays for resetting the password.

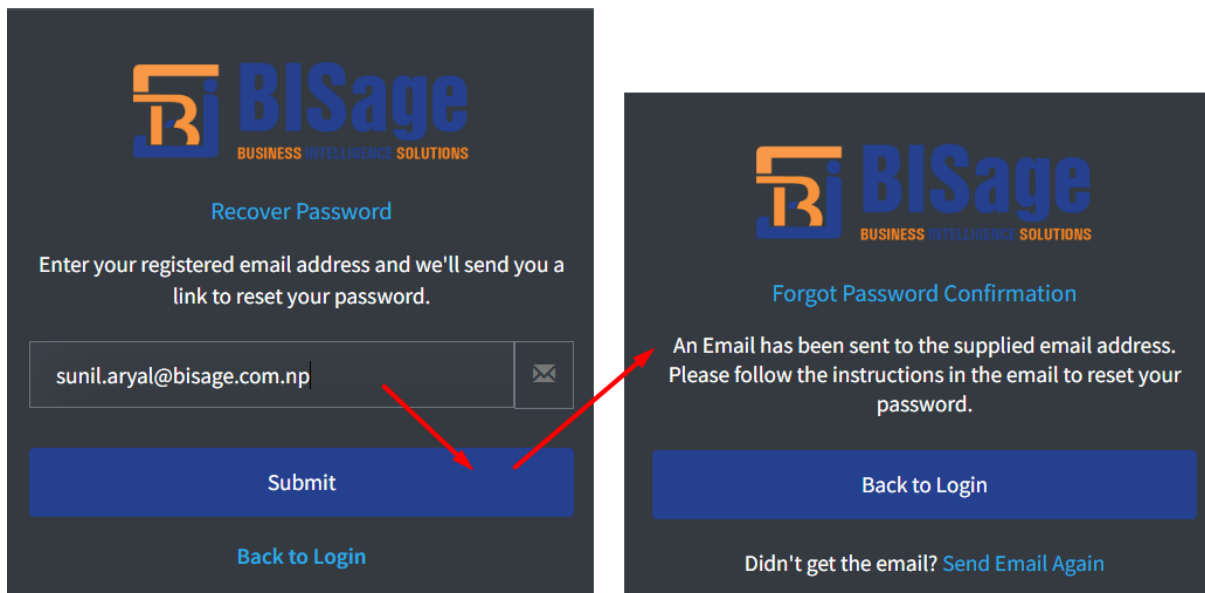


Image: Forgot Password

- Enter your registered email address and click Email Link.
- If you do not receive the email, click Send Email Again or go Back to Login.
[Note: Link is valid only for 30 minutes; after that, the user needs to click on **Send Email Again** to reset the **password**]
- Use a strong password with at least 10 characters. Include a mix of uppercase and lowercase letters, numbers, and special characters. For example: P@ssw0rd123

- Change your password at least every 3 months.
- Do not share your password with others.

Change Password

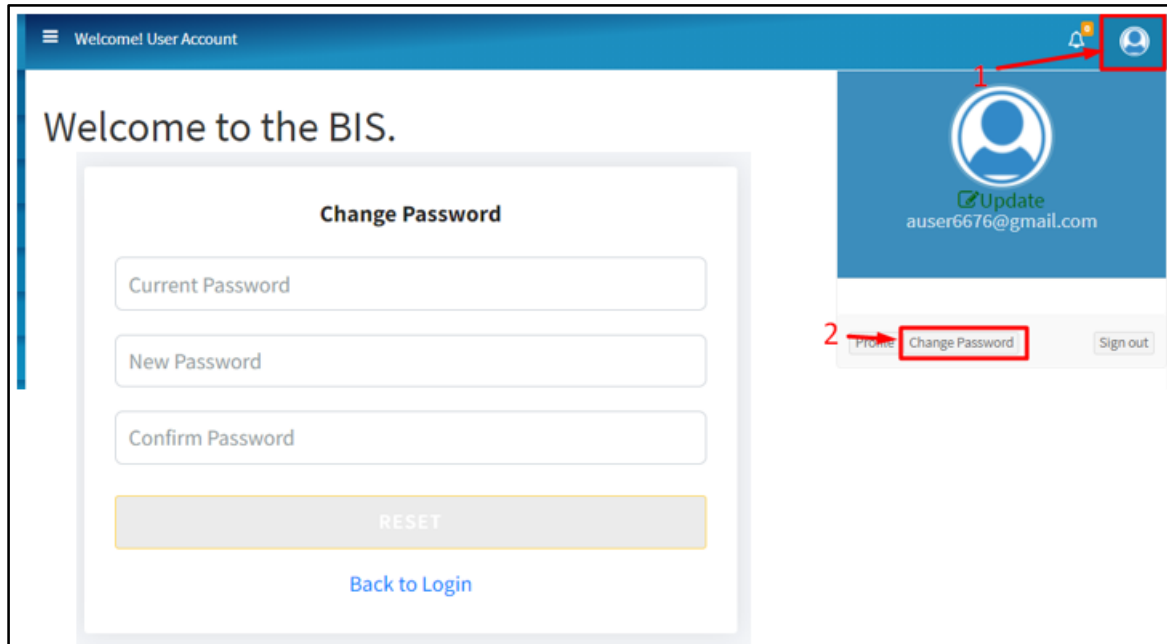


Image: Change Password

- Click your profile picture (top-right), then select Change Password.

Update

1. If there are any updates, perform a hard refresh (Ctrl+Shift+R) to load the latest version.

Troubleshooting

2. First refresh the page (Ctrl+R). If the issue persists, perform a hard refresh (Ctrl+Shift+R).

Security




Image: Sign-out

- Always sign out after use to keep the application secure and prevent unauthorized

access.

- After 120 seconds of inactivity, you will be signed out automatically. Click "Continue" to stay signed in or "Cancel" to sign out.

Change Picture

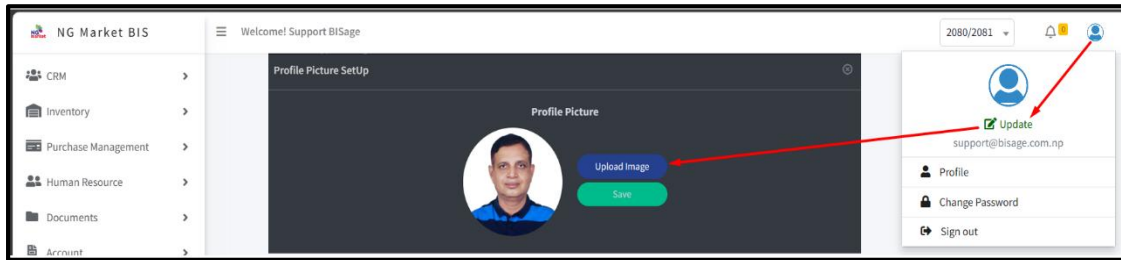


Image: Change Profile Picture

- To upload a profile picture, click your profile picture (top-right), then click Update.